



CREATE A TOUGH DOG STEP BY STEP

STEP ONE



DRAW THE HEAD AND BODY SHAPES

STEP TWO



DRAW IN LINES FOR LEGS, EARS AND TAIL.


STEP THREE



ADD JAW, EAR AND TAIL SHAPES.


STEP FOUR

REMOVE
LINES
FOR
EARS,
LEGS,
TAIL AND
JAW/BODY
OVERLAP




ADD FACE FEATURES AND
TOES

STEP FIVE



ADD IN TEETH, NOSE HIGHLIGHT AND
REMOVE CONNECTION POINT OF TAIL.

STEP SIX



ADD FUR TEXTURE AND PATCHES.